



# Your Home Measurement Sheet

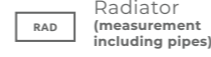
## Floor Plan



Door  
(measurement including frame)



Window  
(measurement including frame)



Radiator  
(measurement including pipes)



Internal pipe



Hidden obstacle

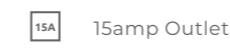
## Utilities



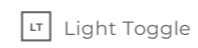
Water & Drain



Range Electric/  
Gas Supply



15amp Outlet



Light Toggle



Water Heater



Stop Tap



Gas/Electric/  
Water Meter

